

# LAUNCH REIMBURSEMENT SYSTEM™



## Accelerate the Receipt of District Bond Proceeds

Track eligible reimbursable public infrastructure costs for all of your company's development projects utilizing special taxing districts. With the Launch Reimbursement System™ ("LRS") you can effortlessly determine total reimbursable costs, costs processed into the LRS to date, reimbursement binders submitted to district representatives as well as project costs reimbursed to date.



# LAUNCH

DEVELOPMENT FINANCE ADVISORS



[www.launch-dfa.com](http://www.launch-dfa.com)



The Launch Reimbursement System™ ("LRS") was developed to: create systems to ensure that companies don't lose track of reimburseable costs; provide management with timely reports related to special taxing district reimbursements; and allow company staff to focus on more productive uses of their time.

## Summary of Eligible Construction Projects

- View total reimbursable costs.
- Track project costs processed into the LRS.
- View reimbursement binders submitted to jurisdictional agencies.
- Monitor total project costs reimbursed to date.

### Special District No. 64 Reporting Dashboard

Description	Amount
Acquisition Fund Beginning Balance	\$ 30,580,867
Reimbursements Received	\$ 8,370,968
Remaining Balance	\$ 22,209,900
<b>Pending:</b>	
Submitted to City	\$ 2,524,128
Binders In-Process	\$ 11,369,425
Total Pending	\$ 13,893,553
<b>Balance after Pending</b>	<b>\$ 8,316,346</b>

Reimbursement Packages	
Completed / Reimbursed	2
Submitted to City	1
Binders In-Process	5
<b>Total</b>	<b>8</b>

Project #	Project	Eligible Amount	Reimbursed	Submitted to City	Binders In-Process	Reimbursed (Savings / Overrun)
1	Grand Teton Wet Utilites (Including Aviary Outfall)	\$ 7,984,059	\$ 6,865,540	\$ -	\$ -	\$ 1,118,519
2	Grand Teton Dention Basin (within Parcel 2.1)	\$ 1,911,990	\$ -	\$ -	\$ 141,571.33	\$ -
3	Grand Teton Drive (Decatur Boulevard to Aliante Parkway)	\$ 6,042,675	\$ -	\$ -	\$ 3,995,951.81	\$ -
4	Elkhorn Road (Club Alliante to Decatur)	\$ 6,687,595	\$ -	\$ -	\$ 4,194,484.18	\$ -
5	Decatur Boulevard (Elkhorn Road to Farm Road)	\$ 3,701,356	\$ -	\$ 2,524,128.48	\$ -	\$ -
6	Farm Road (Decatur Boulevard to Aviary Way)	\$ 4,790,613	\$ 1,505,428	\$ -	\$ -	\$ 3,285,185
7	Aviary Way (Elkhorn Road to Farm Road)	\$ 5,411,038	\$ -	\$ -	\$ 1,896,798.47	\$ -
8	Aviary Way (Farm Road to Grand Teton Drive)	\$ 4,848,458	\$ -	\$ -	\$ 1,140,618.79	\$ -
	<b>Total</b>	<b>\$ 41,377,782</b>	<b>\$ 8,370,968</b>	<b>\$ 2,524,128</b>	<b>\$ 11,369,425</b>	<b>\$ 4,403,704</b>

## Detailed Invoice/Draw Information

The LRS tracks detailed information for each contractor including supporting documents.

- The LRS houses supporting documents including invoices, draw requests, lien waivers, cancelled checks, bank statements and certified payrolls in a secure data archive.
- Tracks detailed invoice and draw information on a contract-by-contract basis.

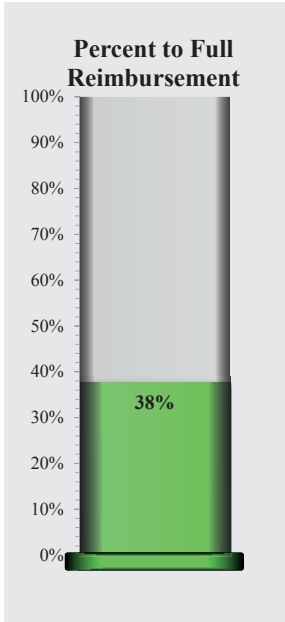
### Special District No. 64 Reimbursement Request Detail

Contractor	Component	Contract Number	Invoice Number	Invoice Date	Invoice Amount	Check Number	Check Amount	Reimbursement Requested	Contractor Subtotal
Affordable Striping & Sealing	Hard Costs	63158-6012	25088	5/4/2020	\$ 2,277.15	948202	\$ 11,297.64	\$ 2,277.15	
Affordable Striping & Sealing	Hard Costs	63158-6012	25089	5/4/2020	\$ 4,021.71	995230	\$ 4,021.69	\$ 4,021.71	
Affordable Striping & Sealing	Hard Costs	63158-6012	25578	8/3/2020	\$ 74,135.27	1002554	\$ 74,275.14	\$ 74,135.27	\$ 80,434.13
Civil Werx	Hard Costs	63158-5003	18041-04	4/26/2019	\$ 633,156.96	784069	\$ 239,277.96	\$ 147,736.86	
Civil Werx	Hard Costs	63158-5003	18041-04	4/26/2019	\$ 633,156.96	784070	\$ 43,231.59	\$ 38,240.00	
Civil Werx	Hard Costs	63158-5003	18041-04	4/26/2019	\$ 633,156.96	784071	\$ 492,597.87	\$ 447,180.10	
Civil Werx	Hard Costs	63158-5003	18041-05	5/31/2019	\$ 57,143.18	802404	\$ 57,143.18	\$ 57,143.18	
Civil Werx	Hard Costs	63158-5003	18041-05	5/31/2019	\$ 110,077.62	802405	\$ 524,813.60	\$ 108,757.62	
Civil Werx	Hard Costs	63158-5003	18041-07	3/31/2020	\$ 120,284.35	942261	\$ 90,296.00	\$ 90,296.89	
Civil Werx	Hard Costs	63158-5003	18041-08	4/30/2020	\$ 112,416.92	953597	\$ 99,301.12	\$ 99,301.12	
Civil Werx	Hard Costs	63158-5003	18041-09	5/22/2020	\$ 209,034.55	964310	\$ 99,301.12	\$ 99,301.12	
Civil Werx	Hard Costs	63158-5003	18041-09	5/22/2020	\$ 209,034.55	964312	\$ 109,207.93	\$ 109,207.93	
Civil Werx	Hard Costs	63158-5003	18041-10	6/30/2020	\$ 31,062.62	991991	\$ 185,610.64	\$ 14,661.45	
Civil Werx	Hard Costs	63158-5003	18041-10	6/30/2020	\$ 31,062.62	991993	\$ 30,903.69	\$ 16,401.17	
Civil Werx	Hard Costs	63158-5003	18041-11	8/14/2020	\$ 44,064.68	1005824	\$ 80,745.54	\$ 44,064.68	
Civil Werx	Hard Costs	63158-5003	18041-12	9/25/2020	\$ 26,386.24	1027717	\$ 168,620.37	\$ 26,386.24	
Civil Werx	Hard Costs	63158-9503	2374	8/5/2019	\$ 179,923.65	830445	\$ 179,923.65	\$ 179,923.65	\$ 1,478,602.01

## Track Reimbursements Related to Special Taxing Districts

View construction costs by date, draw requests, reimbursements and related supporting documents.

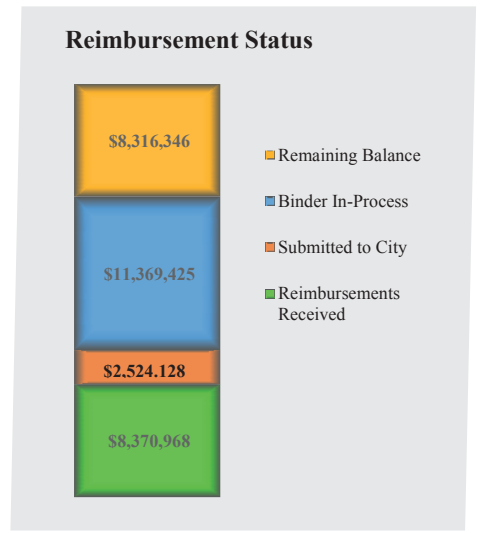
- View the status of all reimbursements in one secure location.
- Track status of all reimbursements.



## Monitor Special Taxing District Bonds and Reimbursements

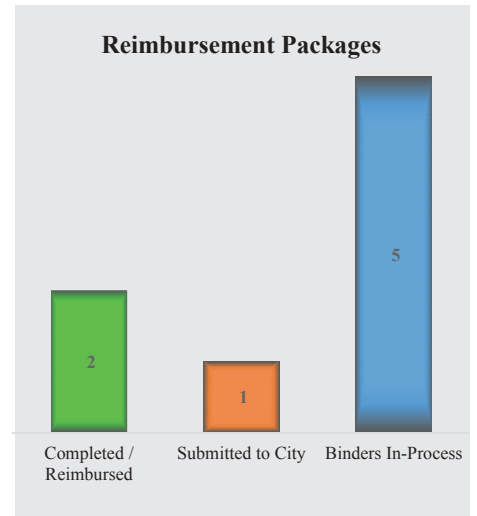
Track all reimbursement proceeds with ease.

- Monitor remaining bond proceeds available for reimbursement without having to rely on the trustee.
- Launch professionals create and transmit electronic reimbursement binders to jurisdictional agencies, accelerating reimbursement processing and saving company personnel hundreds of hours of detailed work.



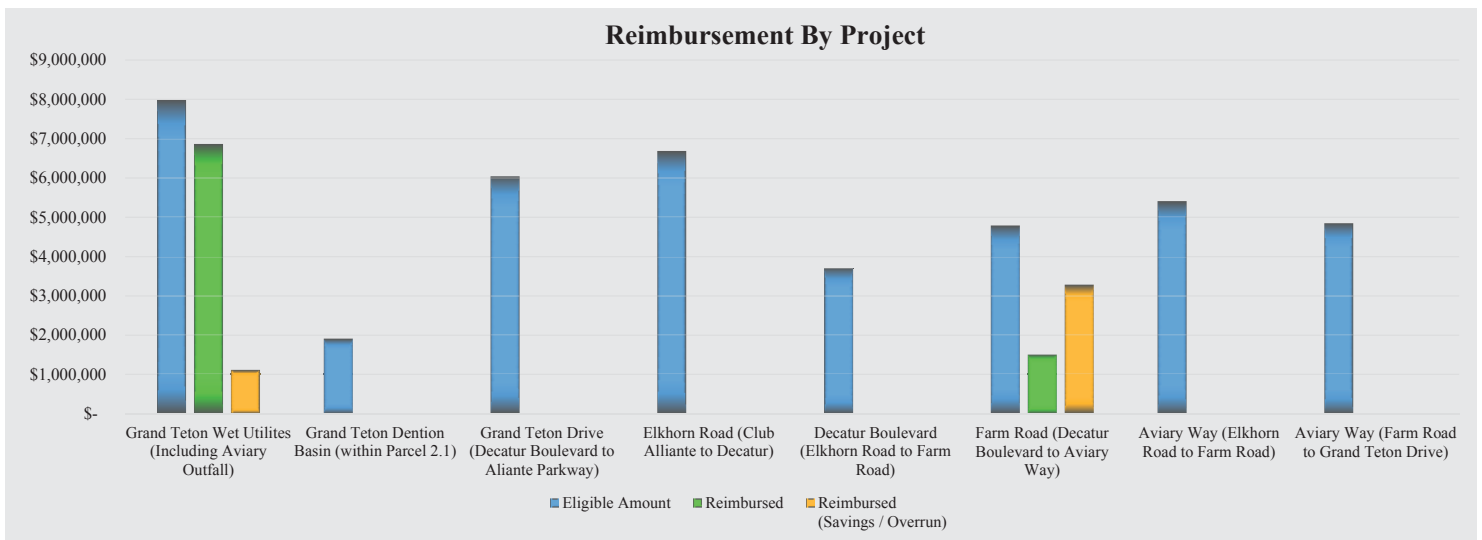
## Track Cost Sharing Agreements

- Maintain a history of all draw requests and reimbursements.
- Receive timely management reports on a regular basis.



## Monitor Development Impact Fee Credits

- Monitor all eligible construction costs available for development impact fee credits and/or prepaid development impact fees.
- Maintain lot specific record of development impact fee credits.
- Custom management reports track the progress of reimbursements.





# Launch Reimbursement System™

The Launch Reimbursement System™ ("LRS") allows the tracking of all of your company's special district reimbursable construction costs. The LRS may be utilized with the following special taxing districts:

- Community Development Districts
- Community Facilities Districts
- Community Infrastructure Districts
- Fresh Water Supply Districts
- Improvement Districts
- Local Improvement Districts
- Metropolitan Districts
- Municipal Management Districts
- Municipal Utility Districts
- Public Improvement Districts
- Revitalization Districts
- Special Assessment Districts
- Special Improvement Districts
- Special Service Districts
- Tax Increment Areas
- Tax Increment Districts
- Tax Increment Reinvestment Zones

With the LRS, you can determine construction costs expended to date, those costs which are reimbursable from the special taxing district, bonds issued to date and remaining bond proceeds.

## Launch Development Finance Advisors Reimbursement Services

- ▶ Launch professionals track all of your company's development project reimbursable costs in a timely manner.
- ▶ As directed, Launch professionals provide company management with weekly, monthly or quarterly reports related to reimbursement activity.
- ▶ Launch professionals access client data electronically increasing efficiencies.
- ▶ Launch professionals prepare and submit Reimbursement Requests electronically to district representatives.
- ▶ All Launch Reimbursement professionals are fully trained in all aspects of district reimbursement processing and they focused exclusively on reimbursement processing.

### Special District No. 64 Reimbursement Request Summary

Contractor	Reimbursement Requested
Affordable Striping & Sealing	\$ 80,434.13
Civil Werx	\$ 1,478,602.01
Stonescapes	\$ 276,305.73
Western States Contracting	\$ 589,516.61
Eros Environmental	\$ 2,490.00
GeoTek Residential	\$ 12,591.00
Sunstate Companies	\$ 12,447.50
Triton Engineering	\$ 500.00
Wallace Morris Kline Surveying	\$ 28,051.00
Westwood	\$ 43,190.50
<b>Total Reimbursement Amount Requested</b>	<b>\$ 2,524,128.48</b>

### Summary of Development Costs

View all current development projects and track reimbursable construction costs in real time.

- Track all development project reimbursable costs in one location.
- Archive supporting documents and data electronically.

### Summary of Projects and Contracts

View all construction projects and corresponding construction costs.

- Track relevant project and contract data.
- Identify contracts and projects for reimbursement.
- Management reports can be customized for client needs.

### Cost Sharing Agreements & Development Impact Fees

Track construction costs, draw requests and reimbursements.

- Maintain records of all draw requests including back up documentation.
- Maintain records of all development impact fee credits acquired and reimbursed.
- View the status of all reimbursements in one secure location.
- Archive all development & reimbursement agreements related to the development project.

### Monitor Special Taxing District Bonds & Acquisitions

Track all special taxing district reimbursements outstanding with ease.

- Identify approved public improvements and costs reimbursed to date.
- Monitor remaining bond proceeds available for reimbursement without having the call the Trustee.



[www.launch-dfa.com](http://www.launch-dfa.com)

Arizona | California | Colorado | Florida | Idaho | Nevada | New Mexico | North Carolina | Texas | Utah | Washington